

MALAWI TB FACT SHEET

Estimates of TB burden, a 2015

Number (thousands)

Rate (per 100 000 population)

Mortality (excludes HIV+TB)

2.3 (1.3–3.6)

13 (7.7–21)

Mortality (HIV+TB only)

6.6 (3.5–11)

38 (20–62)

Incidence (includes HIV+TB)

33 (18–53)

193 (104–310)

Incidence (HIV+TB only)

18 (9.4–29)

104 (55–168)

Incidence (MDR/RR-TB)^b

0.44 (0.12–0.75)

2.6 (0.70–4.4)

Total cases notified




-17,104

Total new and relapse




-15,737

— % tested with rapid diagnostics at time of diagnosis




6%

— % with known HIV status



93%

— % pulmonary




75%


— % bacteriologically confirmed among pulmonary



58%

Estimated TB incidence by sex (thousands), a 2015

Females- 13 (3.5 – 23) 

Males- 20 (12 – 28) 

Total- 33 (18 – 53) 