

ZAMBIA TB FACT SHEET

Estimates of TB burden, a 2015



Number (thousands)

Rate (per 100 000 population)

Mortality (excludes HIV+TB)	5 (2.9–7.7)	31 (18–47)
Mortality (HIV+TB only)	12 (6.9–20)	77 (42–121)
Incidence (includes HIV+TB)	63 (41–91)	391 (253–558)
Incidence (HIV+TB only)	38 (24–55)	235 (149–339)
Incidence (MDR/RR-TB) ^b	2.3 (1.4–3.2)	14 (8.6–20)



Total cases notified   -41, 588

Total new and relapse   -36, 741


— % tested with rapid diagnostics at time of diagnosis   100%


— % with known HIV status   95%


— % pulmonary   79%

— % bacteriologically confirmed among pulmonary   49%

Estimated TB incidence by sex (thousands), a 2015

Females- 24 (9.9–38) 

Males- 39 (27–52) 

Total- 63 (41–91) 

Source: World Health Organization.