

LESOTHO TB FACT SHEET

Estimates of TB burden, a 2015


Number (thousands)

Rate (per 100 000 population)

Mortality (excludes HIV+TB)	1.2 (0.63–1.9)	55 (29–89)
Mortality (HIV+TB only)	4.8 (3–7)	223 (139–328)
Incidence (includes HIV+TB)	17 (11–24)	788 (510–1 125)
Incidence (HIV+TB only)	12 (7.7–18)	566 (359–820)
Incidence (MDR/RR-TB) ^b	1.1 (0.76–1.5)	52 (36–70)


Total cases notified   -7 892

Total new and relapse   -7 594


— % tested with rapid diagnostics at time of diagnosis  0%


— % with known HIV status  96%

— % pulmonary  86%

— % bacteriologically confirmed among pulmonary  49%

Estimated TB incidence by sex (thousands), a 2015

Females- 6.5 (2.9–10) 

Males- 10 (7.2–14) 

Total- 17 (11–24) 